

# LICENSE ACTIVATION MANUAL

---

BioTime 9.5

Date: **27-Aug-2024**

## OVERVIEW

There are two ways to activate BioTime 9.5:

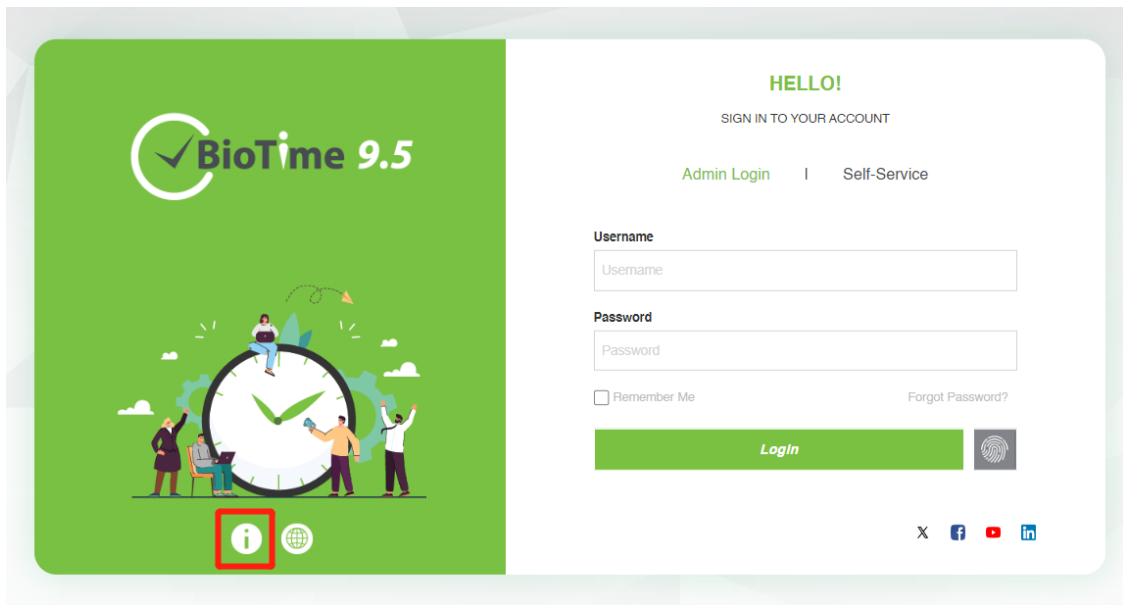
- Online Activation
- Offline Activation


### 1. Online Activation

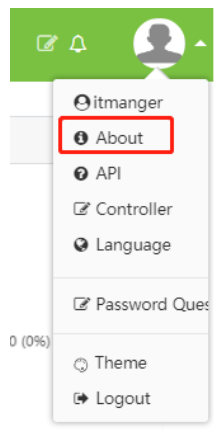
This method is used to activate the software using internet connection. In case of re-installation of the software, use this method to activate the software again.

**Step 1:** Access the [About](#) page. (There are two ways to enter)

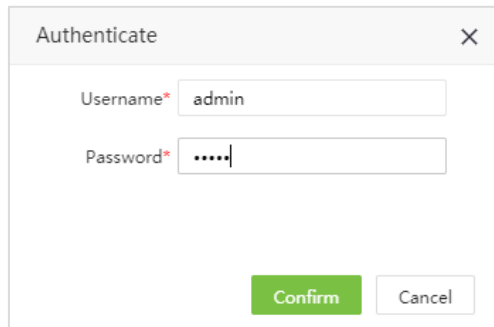
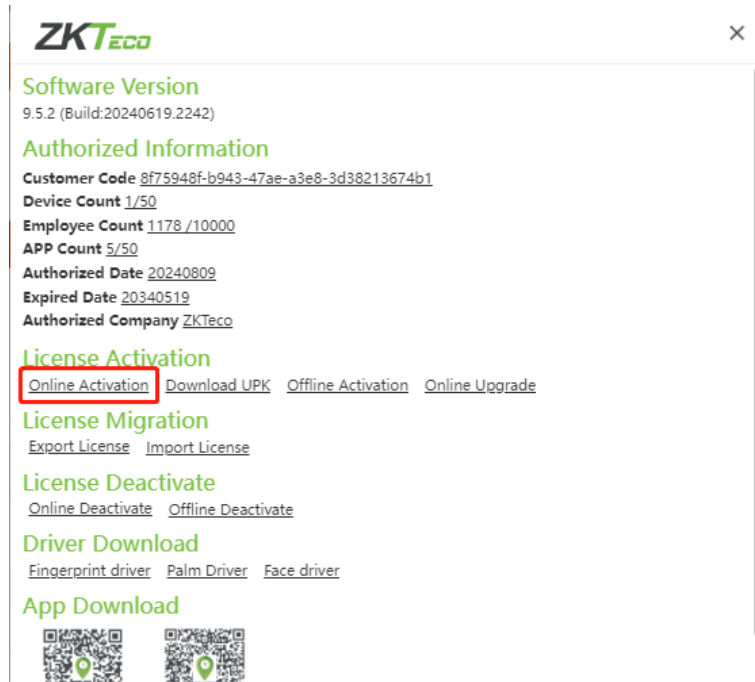
(1) Click [About](#) on the login page.



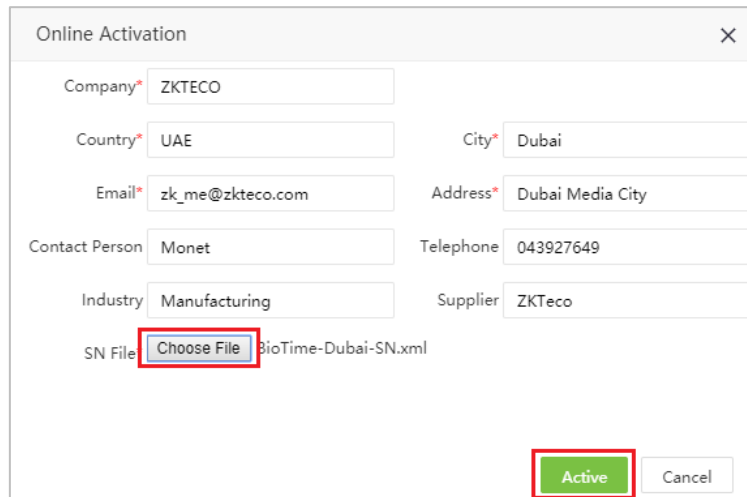
(2) After logging in, click the icon  and click [About](#).



**Step 2:** Click *Online Activation* and fill out the required information.  
Note: Username and password are the Super User's login details.



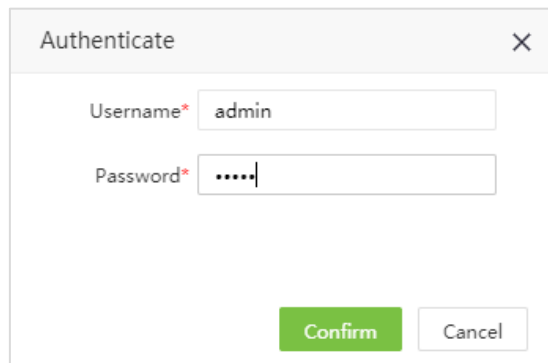
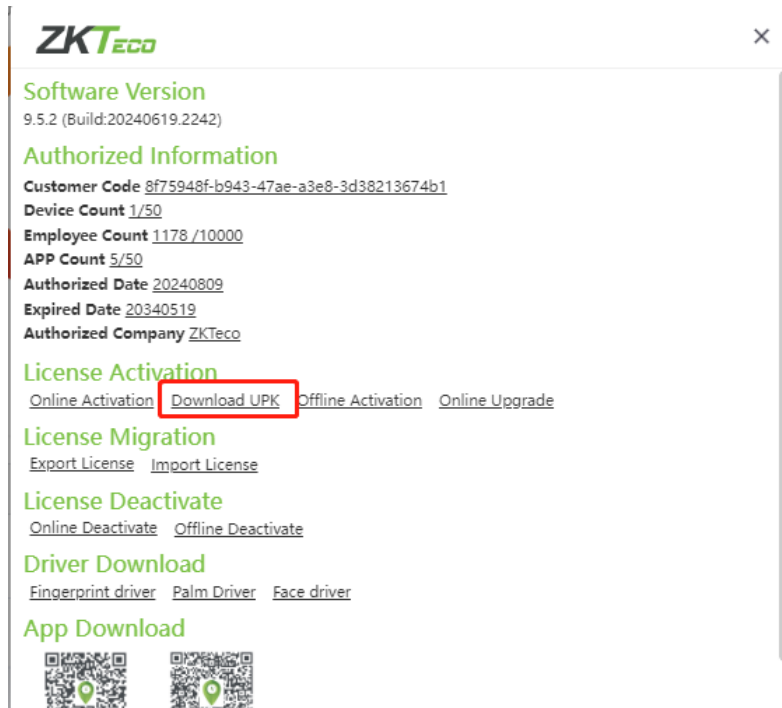
**Step 3:** Fill out the registration information. Click *Choose File* and select *XX\_SN.xml* file. Click *Active* to activate the software.  
Note: Please contact the Sales Representative to get the XX\_SN.xml file.



## 2. Offline Activation

This method is used to activate the software without internet connection.

**Step 1:** Access the *About* page. Click *Download UPK* and fill out the required information.  
Note: Username and password are the Super User's login details.



**Step 2:** Fill out the registration information. Click *Choose File* and select *XX\_SN.xml* file. Click *Generate*.

Note: Please contact the Sales Representative to get the *XX\_SN.xml* file.

Download UPK

Company\* ZKTECO

Country\* UAE City\* Dubai

Email\* zk\_me@zkteco.com Address\* Dubai Media City

Contact Person Monet Telephone 043927649

Industry Manufacturing Supplier ZKTeco

SN File Choose File BioTime-Dubai-SN.xml

Generate Cancel

After generating, you will get an **XX\_UPK.xml** file, then send this back to the Sales Representative and they will send you the **XX\_License.xml** file.

**Step 3:** Select *Offline Activation* and fill out the required information.  
Note: Username and password are the Super User's login details.

ZKTECO

Software Version  
9.5.2 (Build:20240619.2242)

Authorized Information  
Customer Code 8f75948f-b943-47ae-a3e8-3d38213674b1  
Device Count 1/50  
Employee Count 1178 /10000  
APP Count 5/50  
Authorized Date 20240809  
Expired Date 20340519  
Authorized Company ZKTeco

License Activation  
[Online Activation](#) [Download UPK](#) [Offline Activation](#) [Online Upgrade](#)

License Migration  
[Export License](#) [Import License](#)

License Deactivate  
[Online Deactivate](#) [Offline Deactivate](#)

Driver Download  
[Fingerprint driver](#) [Palm Driver](#) [Face driver](#)

App Download

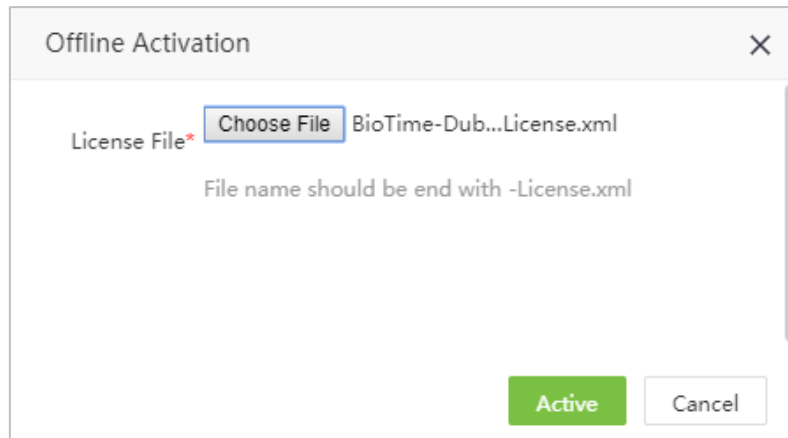
Authenticate

Username\* admin

Password\* .....

Confirm Cancel

**Step 4:** Click *Choose File* and select **XX\_License.xml** file. Click *Active* to activate the software.



For any clarifications regarding the License Activation Manual,  
please contact us through e-mail at [zk\\_me@zkteco.com](mailto:zk_me@zkteco.com).

---

## ZKTeco Middle East

Office 502, Bay Square Building 1, Al Asayel Street, Business Bay, Dubai, U.A.E.

Tel: +971 4 3927649

Fax: +971 4 3792752

E-mail: [zk\\_me@zkteco.com](mailto:zk_me@zkteco.com)

[www.zkteco.me](http://www.zkteco.me)

