

WHATSAPP CONFIGURATION MANUAL

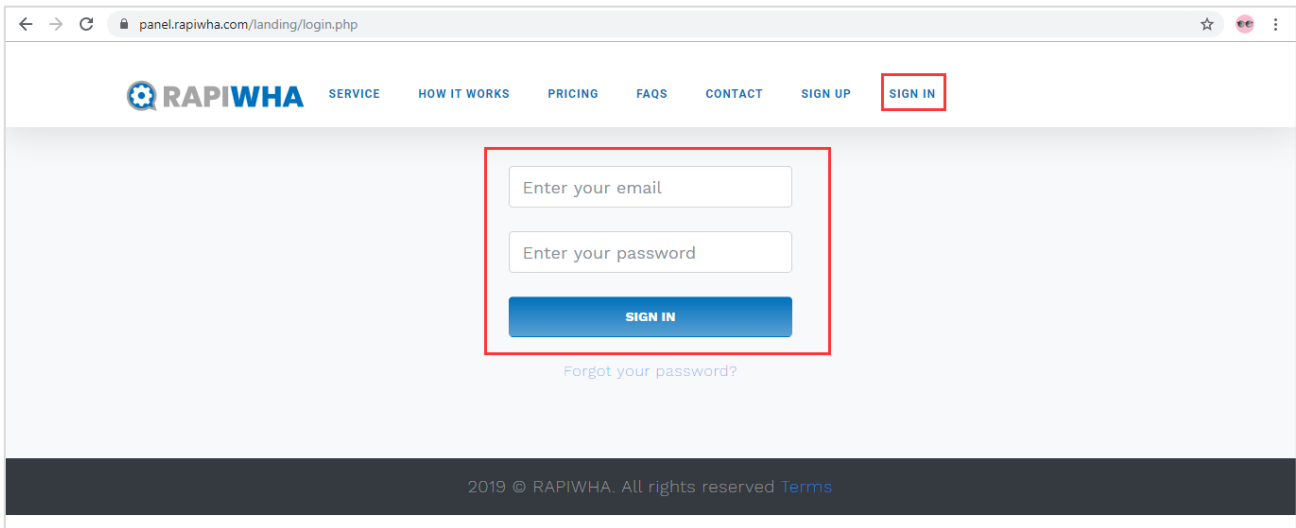
BioTime 8.5

Version: **1.0**

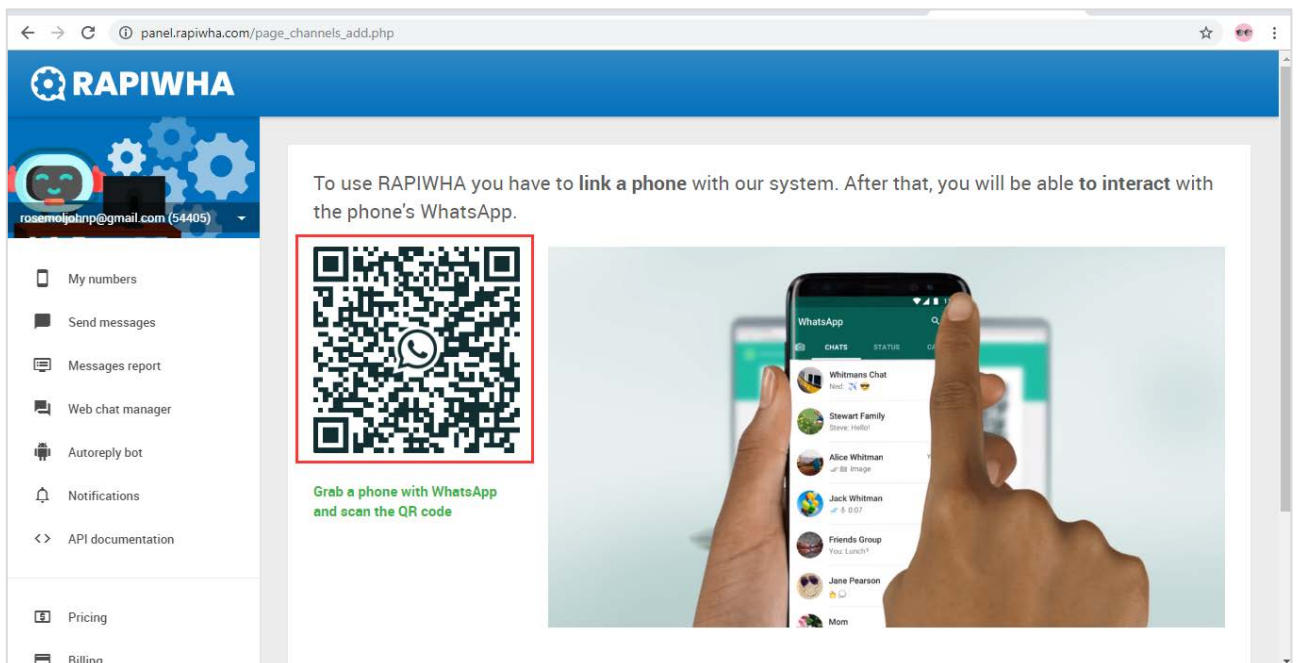
Date: **Dec 2019**

1. Open the link and register the company account and sign in.

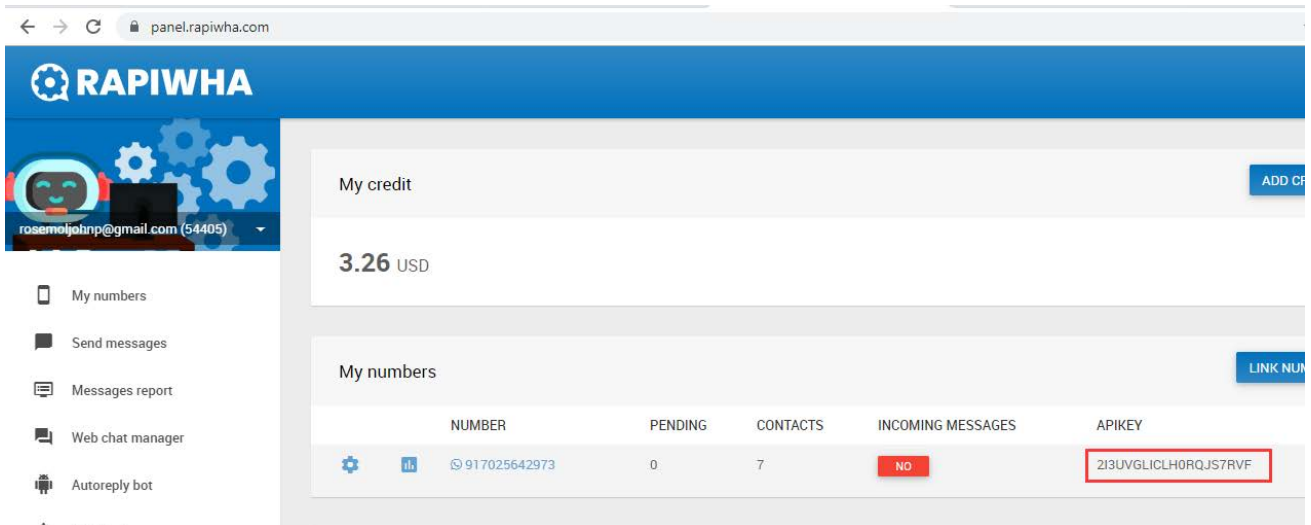
<https://panel.rapiwaha.com/landing/>



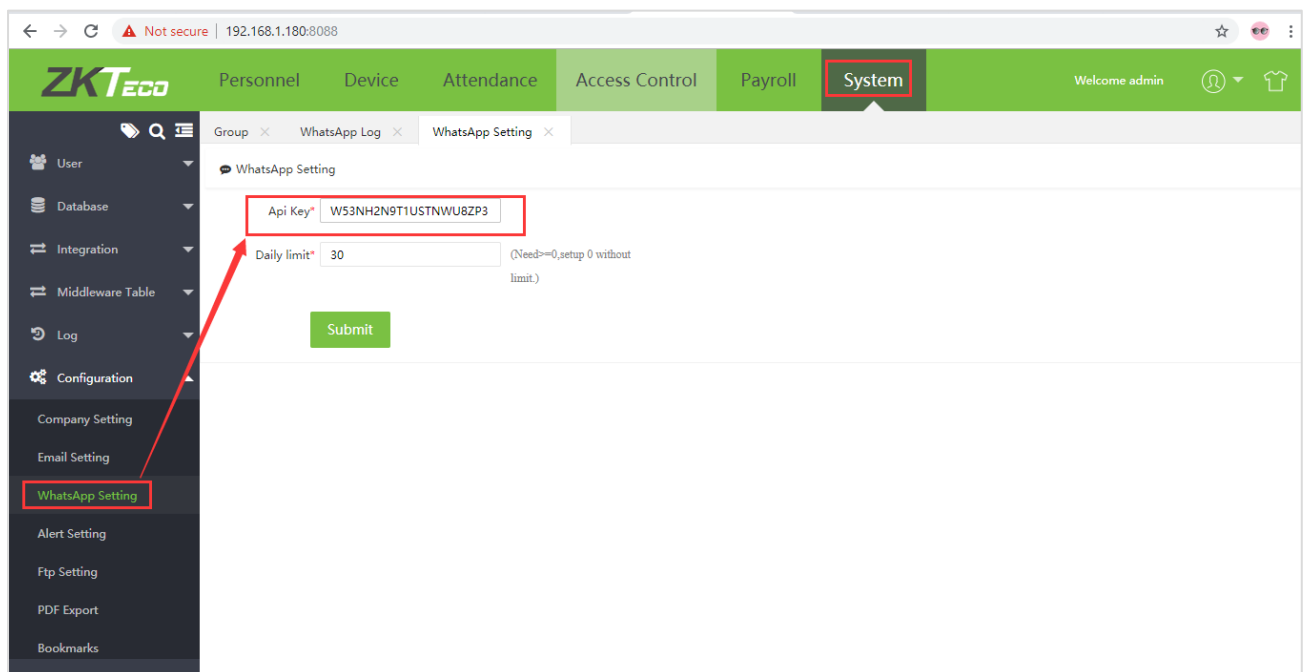
2. Scan the QR code and link your WhatsApp number.



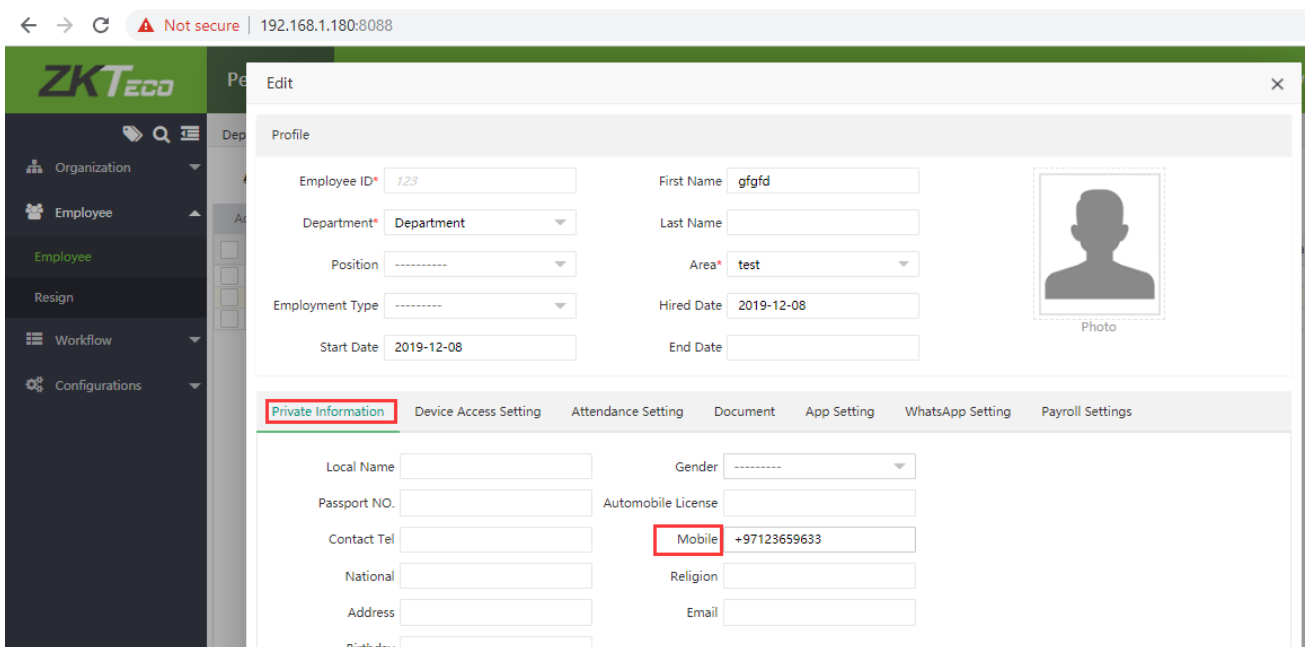
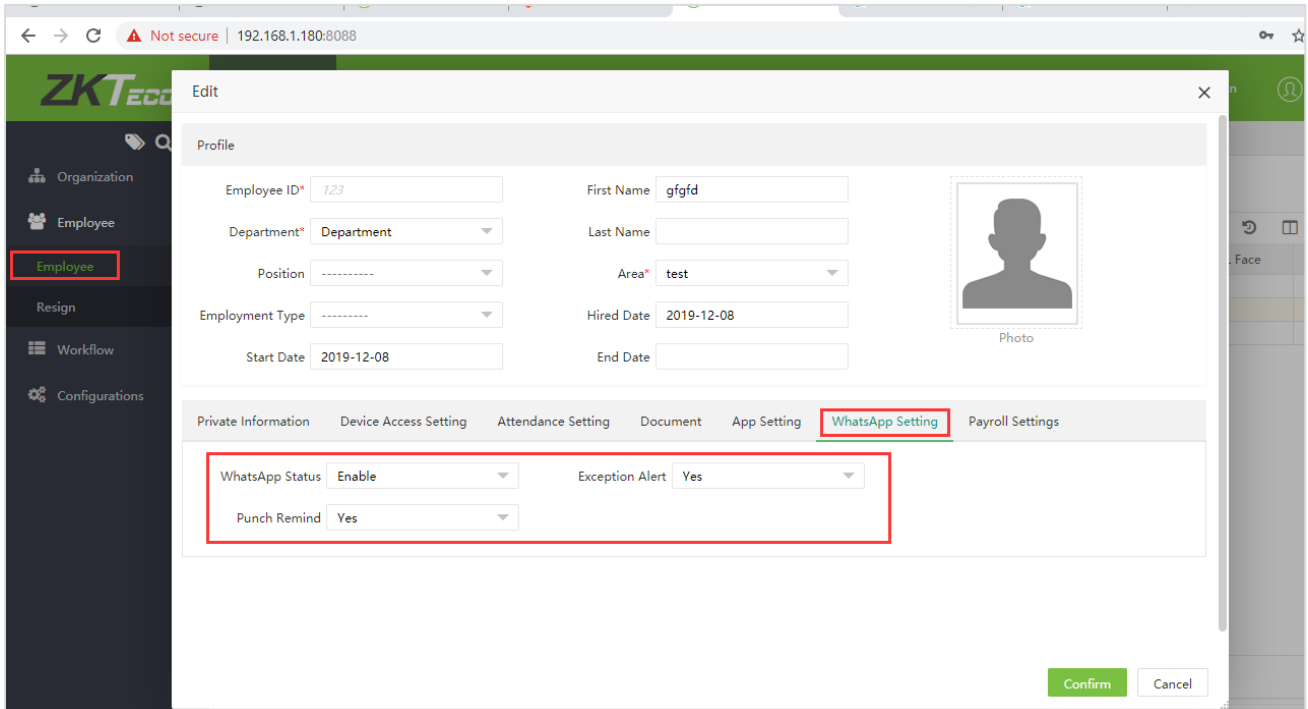
3. Get the API key.



4. Register the API key in BioTime WhatsApp settings.



5. In Employee profiles, enable WhatsApp notification and configurations and update the mobile number to receive messages.



6. The account will have the details of messages from source number.

The screenshot shows the RAPIWHA dashboard interface. At the top, the account balance is 3.39 USD. Below this, there is a 'My numbers' section with a table listing phone numbers, pending messages, contacts, incoming messages, and API keys. A 'LINK NUMBER' button is present. The 'Lastest 20 messages' section displays a table of message logs with columns for FROM, TO, TYPE, STATUS, TEXT, USD, CREATION_DATE, PROCESS_DATE, and FAILED_DATE.

NUMBER	PENDING	CONTACTS	INCOMING MESSAGES	APIKEY
917025642933	0	7	YES	W53NH2N9T1USTNWU8ZP3

FROM	TO	TYPE	STATUS	TEXT	USD	CREATION_DATE	PROCESS_DATE	FAILED_DATE
917025642933	971582043500	OUT	SENT	You have Check In on 2019-12-09 12:57:38	-0.0313	2019-12-09 01:57:40	2019-12-09 01:57:41	
917025642933	971582043500	OUT	SENT	You have Overtime Out on 2019-12-09 12:52:13	-0.0313	2019-12-09 01:52:15	2019-12-09 01:54:48	

7. BioTime also have the option to view the logs.

The screenshot shows the ZKTECO BioTime System interface. The 'System' menu is highlighted, and the 'WhatsApp Log' is selected. The log displays a table with columns for Employee ID, Content, Status, Reason, and Push Time. The 'WhatsApp Log' option in the sidebar is highlighted with a red box.

Employee ID	Content	Status	Reason	Push Time
456	You have Check In on 2019-12-09 12:57:45	Failed	Exceeding today's usage restrictions.	2019-12-09 08:57:48
123	You have Check In on 2019-12-09 12:57:43	Failed	Exceeding today's usage restrictions.	2019-12-09 08:57:45
123	You have Check In on 2019-12-09 12:57:40	Failed	Exceeding today's usage restrictions.	2019-12-09 08:57:42
456	You have Check In on 2019-12-09 12:57:38	Success		2019-12-09 08:57:41
123	You have Overtime Out on 2019-12-09 12:57:29	Success		2019-12-09 08:57:33
123	You have Overtime Out on 2019-12-09 12:52:14	Success		2019-12-09 08:52:17
456	You have Overtime Out on 2019-12-09 12:52:13	Success		2019-12-09 08:52:17
123	You have Overtime Out on 2019-12-09 12:51:50	Success		2019-12-09 08:51:53
123	You have Overtime Out on 2019-12-09 12:38:40	Success		2019-12-09 08:38:43

For any clarifications regarding the WhatsApp Configuration Manual,
please contact us through e-mail at softwaresupport@zkteco.com.

ZKTeco Middle East

Office 1207, Floor 112, Arenco Tower, Media City, Sheikh Zayed Road, Dubai, U.A.E.

Tel: +971 4 3927649

Fax: +971 4 3792752

E-mail: zk_me@zkteco.com

www.zkteco.me

